

Scaled data based on original data using
LM-79-08 Approved Method: Electrical and Photometric Measurements of Solid-
State Lighting Products

Test Report Prepared for
Cooper Lighting Solutions
(formerly Eaton)

Brand: McGRAW-EDISON

Report Number: P385684

Luminaire Tested: **GWC-SA1B-730-U-SL2-HSS**

Issue Date: 3/3/2020

Test Information

Test Method: LM-79-08
Report Number: P385684
TEST IS SCALED FROM IESNA LM-79-08 TEST DATA (G2-1903-205-21)
Test Lab: INNOVATION CENTER
Issue Date: 3/3/2020
Manufacturer: COOPER LIGHTING SOLUTIONS (FORMERLY EATON)
Product Line: MCGRAW-EDISON
Catalog Number: GWC-SA1B-730-U-SL2-HSS
Description: GALLEON WALL LUMINAIRE
(1) 70 CRI, 3000K, 800mA LIGHTSQUARE WITH 16 LEDS AND TYPE II SPILL LIGHT
ELIMINATOR OPTICS WITH HOUSE SIDE SHIELD
Light Source: -
Ballast/Driver: ELECTRONIC DRIVER

Summary

Lumens per Lamp: N/A
Luminaire Lumens: 4604 lumens
Efficiency: N/A
Efficacy: 104.6 lumens/watt
Luminous Opening: Rectangular (W 0.5' x L: 0.5' x H: 0')
IES Classification: Type III - Medium
BUG Rating: B1 - U0 - G1

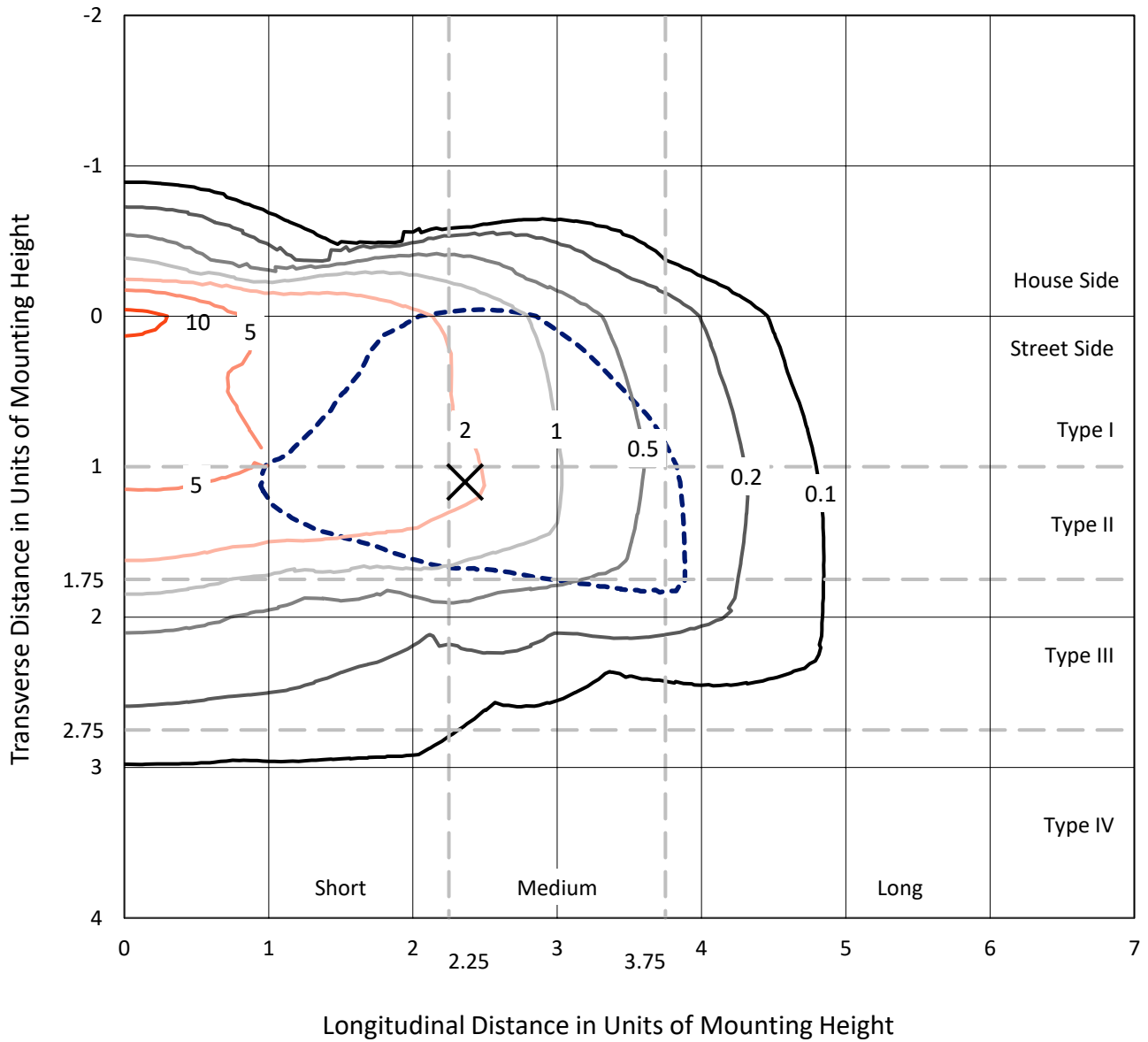
Input Watts (W): 44
Input Voltage (V): NR
Input Current (Ain): NR
Voltage Rise (V): NR
Power Factor: NR
Total Harmonic Distortion (THDi): NR
Frequency (hertz): 60
Stabilization Time: NR
Operation Time: NR
Ambient Temperature (°C): NR
Test Distance: 24 FT



REPORT NUMBER: P385684
 CATALOG NUMBER: GWC-SA1B-730-U-SL2-HSS

Iso-Footcandle Lines of Horizontal Illumination

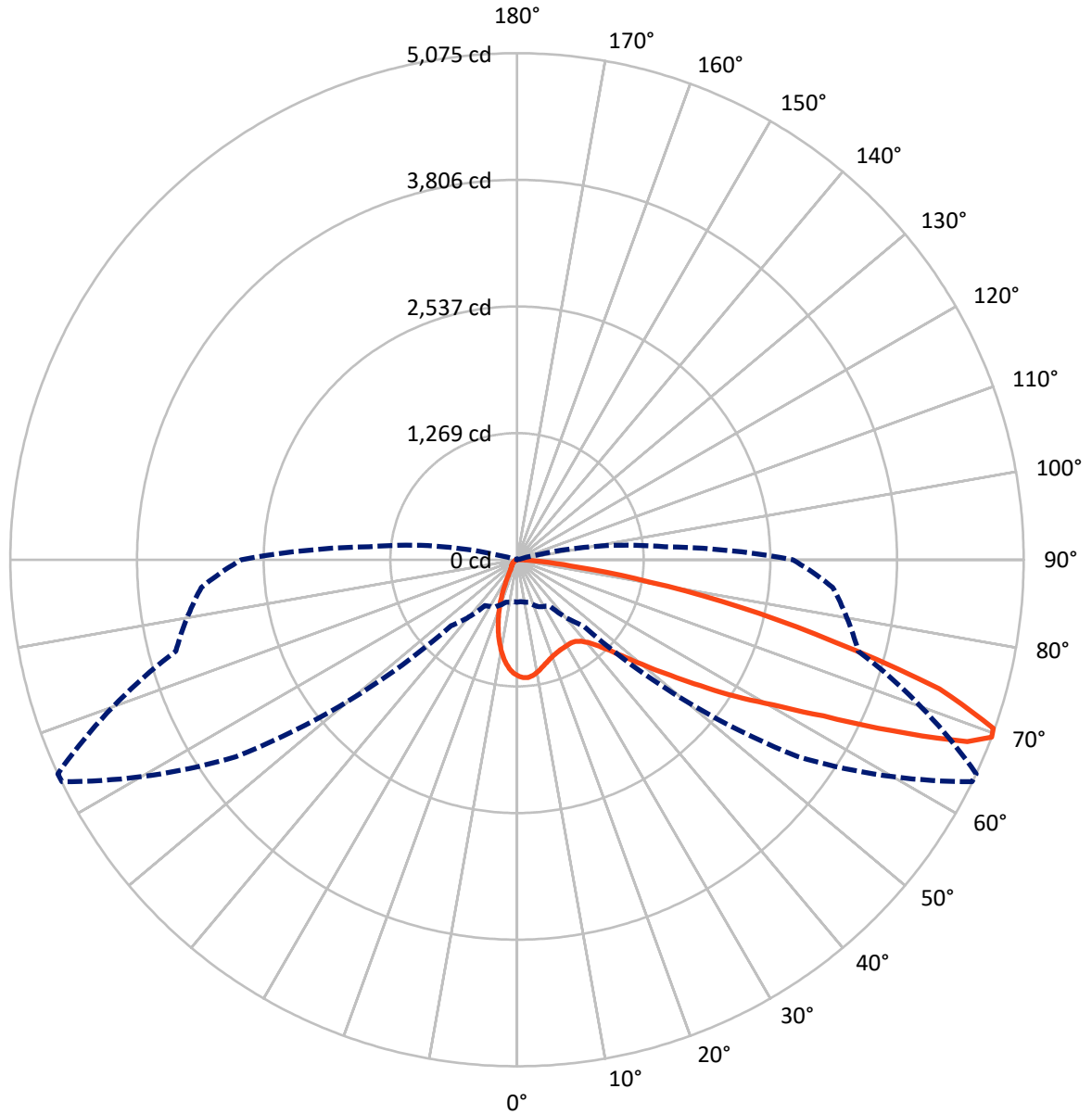
✕ Max cd
 - - - 1/2 Max cd



Based on 10 foot mounting height. Maximum calculated value = 11.6 fc
 Type III - Medium - N/A

REPORT NUMBER: P385684
CATALOG NUMBER: GWC-SA1B-730-U-SL2-HSS

Luminous Intensity Polar Plot



— Vertical Plane Through 65-Deg Lateral - - - Horizontal Cone Through 69-Deg Vertical

REPORT NUMBER: P385684

CATALOG NUMBER: GWC-SA1B-730-U-SL2-HSS

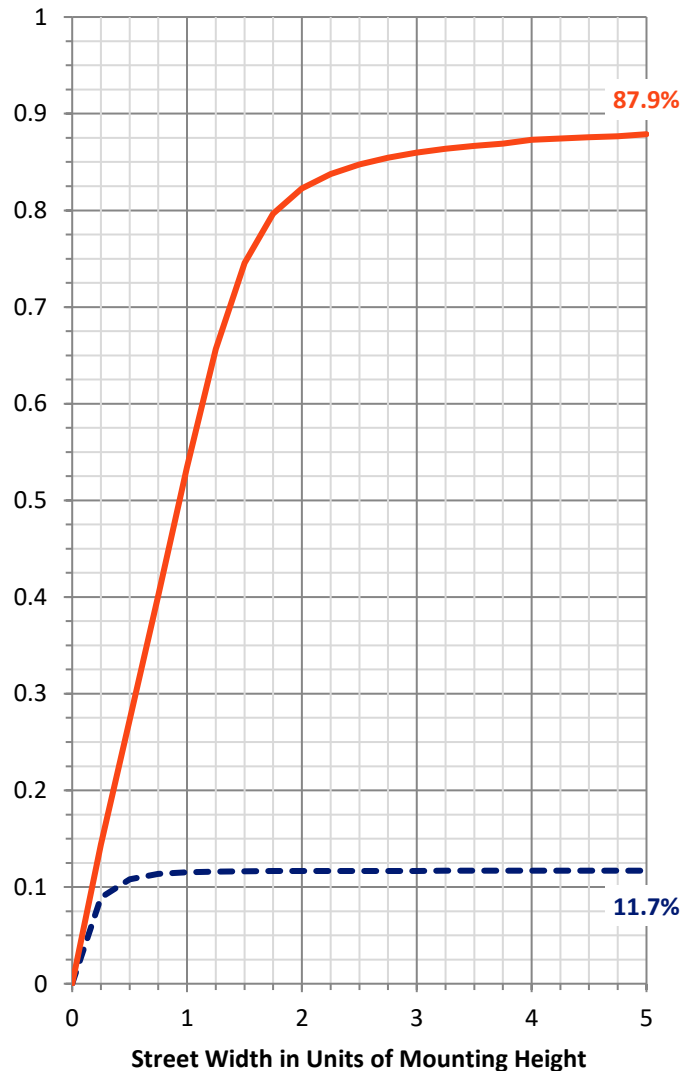
FLUX DISTRIBUTION:

		Downward	Upward	Total
House Side	Lumens	542.7	0.0	542.7
	% Fixture	11.8	0.0	11.8
Street Side	Lumens	4061.3	0.0	4061.3
	% Fixture	88.2	0.0	88.2
Total	Lumens	4604.0	0.0	4604.0
	% Fixture	100.0	0.0	100.0

ZONAL LUMENS:

Zone	Lumens	% Fixture
0°-10°	97.3	2.1
10°-20°	213.0	4.6
20°-30°	295.0	6.4
30°-40°	411.3	8.9
40°-50°	639.3	13.9
50°-60°	1026.3	22.3
60°-70°	1160.9	25.2
70°-80°	681.8	14.8
80°-90°	79.3	1.7
90°-100°	0.0	0.0
100°-110°	0.0	0.0
110°-120°	0.0	0.0
120°-130°	0.0	0.0
130°-140°	0.0	0.0
140°-150°	0.0	0.0
150°-160°	0.0	0.0
160°-170°	0.0	0.0
170°-180°	0.0	0.0
0°-90°	4604.0	100.0
0°-180°	4604.0	100.0

Coefficient of Utilization



REPORT NUMBER: P385684

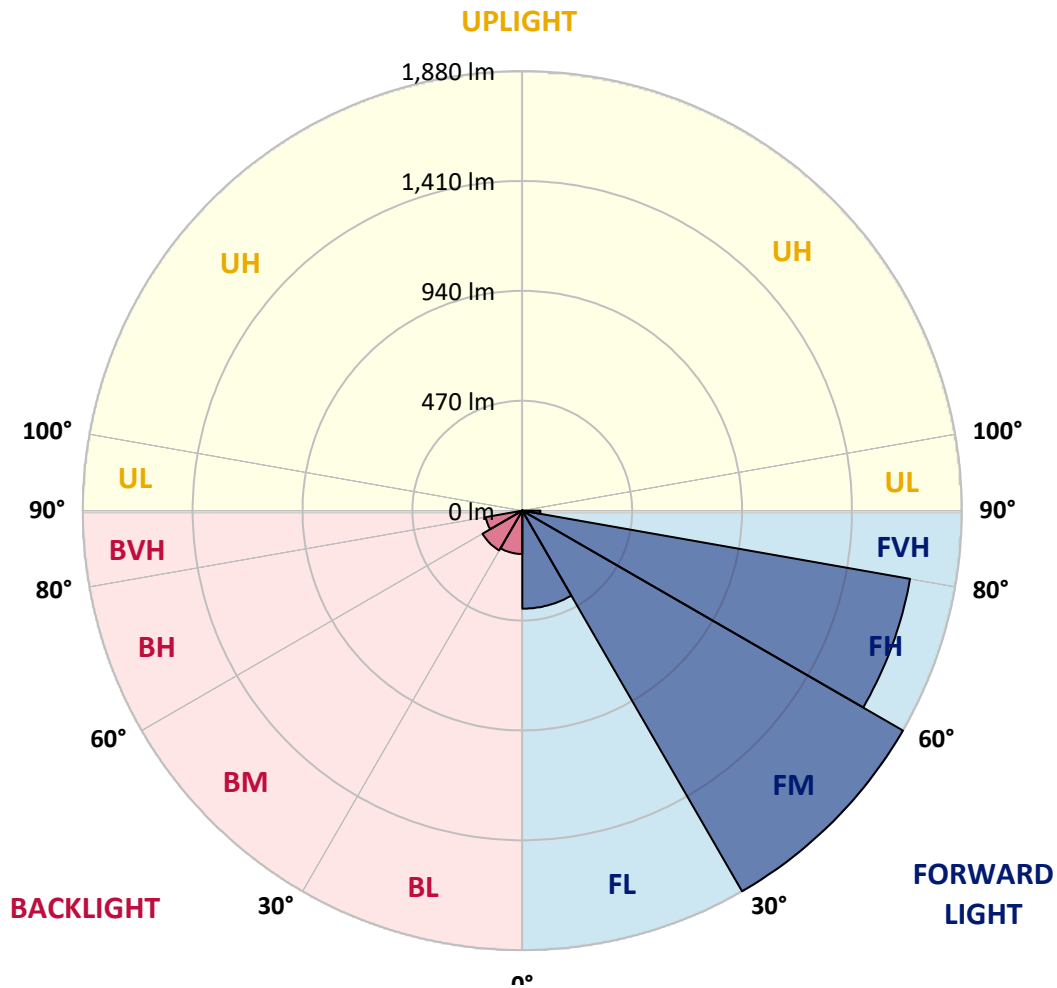
CATALOG NUMBER: GWC-SA1B-730-U-SL2-HSS

LUMINAIRE CLASSIFICATION SYSTEM LUMEN TABLE AND BUG RATING:

Zone	Lumens	% Fixture	Zone Rating/Lumen Limit		
			B	U	G
FL (0°-30°)	419.5	9.1			
FM (30°-60°)	1880.1	40.8			
FH (60°-80°)	1684.1	36.6			G1/1800
FVH (80°-90°)	77.5	1.7			G1/100
BL (0°-30°)	185.7	4.0	B1/500		
BM (30°-60°)	196.7	4.3	B0/220		
BH (60°-80°)	158.6	3.4	B1/500		G1/500
BVH (80°-90°)	1.8	0.0			G0/10
UL (90°-100°)	0.0	0.0		U0/0	
UH (100°-180°)	0.0	0.0		U0/0	

BUG Rating: B1-U0-G1

Type III Medium





REPORT NUMBER: P385684

CATALOG NUMBER: GWC-SA1B-730-U-SL2-HSS

CANDELA DISTRIBUTION (FULL):

	0°	5°	15°	25°	35°	45°	55°	64°	65°	75°	85°
0°	1163.4	1163.4	1163.4	1163.4	1163.4	1163.4	1163.4	1163.4	1163.4	1163.4	1163.4
2.5°	1173.8	1170.8	1173.2	1178.2	1180.8	1180.8	1182.7	1180.4	1181.2	1175.5	1167.3
5°	1100.3	1095.8	1102.3	1116.5	1134.0	1149.0	1171.2	1182.9	1184.1	1184.3	1174.7
7.5°	1021.2	1017.1	1026.7	1043.4	1066.0	1093.9	1132.7	1166.6	1168.5	1186.8	1179.8
10°	956.9	954.0	965.1	983.0	1009.5	1040.7	1088.2	1135.4	1141.0	1181.6	1179.0
12.5°	905.9	903.6	914.1	934.7	961.8	996.3	1046.0	1100.7	1108.3	1169.7	1175.1
15°	868.7	868.3	877.1	896.9	926.9	959.1	1009.9	1068.6	1077.3	1156.8	1174.5
17.5°	849.2	849.8	856.2	873.2	898.9	930.8	979.5	1041.5	1051.0	1145.3	1177.5
20°	847.3	847.8	851.3	860.9	881.7	910.0	954.8	1018.7	1028.6	1136.7	1182.1
22.5°	864.4	864.0	865.0	864.0	875.7	897.1	938.4	1001.2	1012.7	1131.1	1185.8
25°	897.3	896.7	896.3	889.1	881.3	892.8	931.6	991.2	1002.1	1127.0	1188.0
27.5°	943.1	942.7	942.1	930.2	906.9	899.7	932.4	987.5	996.7	1123.7	1187.6
30°	1003.3	1006.0	1005.2	988.7	952.3	920.5	940.6	985.6	993.6	1117.3	1183.5
32.5°	1074.0	1079.5	1083.8	1066.0	1020.4	961.8	959.5	987.7	993.6	1112.4	1176.1
35°	1147.5	1154.5	1170.3	1164.0	1104.0	1024.0	992.0	1000.6	1005.4	1115.1	1172.6
37.5°	1219.7	1228.1	1262.4	1280.5	1213.5	1106.2	1042.7	1032.3	1034.9	1131.7	1176.5
40°	1303.7	1316.4	1368.4	1397.6	1344.2	1216.2	1118.4	1086.9	1087.9	1168.1	1194.6
42.5°	1414.0	1427.0	1483.3	1529.1	1491.5	1355.3	1221.3	1170.3	1169.3	1236.3	1237.3
45°	1548.4	1562.0	1620.3	1671.1	1654.2	1520.1	1353.0	1292.0	1290.8	1343.8	1318.1
47.5°	1700.7	1714.2	1766.2	1818.6	1836.9	1712.6	1520.7	1458.2	1455.5	1493.3	1443.0
50°	1831.5	1840.2	1888.2	1958.7	2041.3	1949.1	1729.4	1669.2	1666.3	1691.8	1626.3
52.5°	1879.0	1884.1	1932.8	2031.5	2237.7	2269.4	2003.5	1925.9	1923.8	1934.9	1870.4
55°	1782.8	1791.9	1851.7	1998.2	2344.0	2631.4	2349.5	2243.9	2227.7	2203.8	2125.6
57.5°	1520.5	1535.1	1599.4	1794.3	2294.3	2918.5	2857.9	2603.5	2579.7	2433.2	2333.1
60°	1139.3	1157.2	1210.6	1420.8	2029.2	3020.8	3413.6	3004.3	2950.7	2616.0	2523.8
62.5°	781.8	790.8	827.0	963.9	1494.4	2853.3	3878.4	3541.0	3443.2	2814.7	2730.1
65°	597.1	600.2	615.0	662.2	889.9	2317.7	4063.3	4249.1	4130.9	3052.4	2944.2
67.5°	481.2	478.7	499.1	566.5	595.9	1414.0	3847.6	4919.1	4863.8	3370.1	3159.7
69°	424.3	420.8	441.6	520.0	559.7	934.7	3439.7	5071.2	5074.8	3537.9	3174.5
70°	381.8	384.2	404.8	492.3	547.4	733.7	3050.0	5032.5	5060.1	3600.6	3085.7
72.5°	255.0	261.2	302.7	408.7	526.4	555.2	1841.6	4318.5	4424.8	3459.3	2647.3
75°	143.8	148.4	197.7	308.2	496.0	528.7	972.7	3181.5	3284.4	2892.8	2041.5
77.5°	70.5	73.1	111.8	198.9	414.8	503.8	551.7	2161.1	2278.6	1888.2	1154.7
80°	29.8	31.2	55.9	122.7	296.5	480.8	409.7	1330.0	1344.6	739.7	307.6
82.5°	11.5	11.9	23.6	76.6	188.4	374.8	342.7	630.6	615.4	139.3	70.1
85°	1.4	1.6	8.6	46.0	104.8	192.9	278.4	271.8	251.5	27.7	36.0
87.5°	0.0	0.0	0.6	14.0	31.2	90.4	144.7	112.8	101.7	9.0	18.7
90°	0.0	0.0	0.0	0.0	0.0	0.0	0.0	0.0	0.0	0.0	0.0



REPORT NUMBER: P385684
 CATALOG NUMBER: GWC-SA1B-730-U-SL2-HSS

CANDELA DISTRIBUTION (continued):

	90°	95°	105°	115°	125°	135°	145°	155°	165°	175°	180°
0°	1163.4	1163.4	1163.4	1163.4	1163.4	1163.4	1163.4	1163.4	1163.4	1163.4	1163.4
2.5°	1160.5	1158.6	1148.0	1132.9	1118.4	1100.5	1083.4	1073.0	1064.9	1059.4	1065.8
5°	1163.6	1155.1	1123.1	1082.2	1042.1	996.9	954.8	919.1	905.1	889.5	896.5
7.5°	1162.7	1146.5	1089.0	1016.2	942.5	866.3	794.3	738.7	709.9	681.7	688.9
10°	1157.8	1130.5	1043.4	935.5	825.2	715.8	613.5	535.7	492.3	452.9	458.6
12.5°	1147.1	1109.1	989.7	843.2	695.7	551.3	431.5	332.0	278.6	255.0	257.9
15°	1140.6	1088.2	932.8	749.7	557.4	384.0	263.8	196.2	171.8	164.0	165.0
17.5°	1137.5	1068.2	873.9	642.7	415.9	244.5	170.5	150.4	145.1	143.8	144.2
20°	1134.4	1047.9	813.4	536.9	286.6	164.4	140.1	134.2	132.3	130.5	130.9
22.5°	1129.2	1028.4	748.3	429.8	193.3	133.4	126.2	120.6	116.5	114.4	114.7
25°	1122.7	1008.0	681.9	320.1	141.0	119.0	112.2	104.2	99.4	95.5	95.7
27.5°	1112.4	982.8	613.3	233.0	118.4	106.6	97.4	88.6	80.5	76.0	76.0
30°	1098.0	954.4	537.1	166.8	106.2	94.3	83.2	72.3	63.5	59.4	59.0
32.5°	1082.0	924.8	460.2	126.4	96.4	82.8	70.1	58.6	50.8	47.5	47.3
35°	1068.4	892.8	383.4	106.0	86.7	71.7	57.9	48.1	41.9	39.2	39.0
37.5°	1059.6	860.9	308.6	94.7	77.9	61.4	48.5	39.7	35.3	33.1	32.9
40°	1058.2	837.1	240.2	86.1	69.7	52.2	40.5	33.7	29.6	27.3	27.1
42.5°	1076.0	823.5	184.3	78.9	61.4	44.2	34.5	28.8	24.5	22.2	22.0
45°	1122.5	827.8	141.8	72.5	53.0	37.4	29.2	24.0	20.1	18.3	17.9
47.5°	1207.5	857.4	112.8	66.0	45.0	31.8	24.9	19.9	16.6	14.8	14.6
50°	1358.6	926.9	94.3	59.0	37.6	27.1	20.7	16.2	13.4	11.9	11.7
52.5°	1559.3	1050.8	84.2	52.2	31.2	23.0	16.9	12.9	10.5	9.4	9.2
55°	1780.6	1200.8	77.5	44.8	25.5	19.1	13.4	10.1	8.2	7.2	6.8
57.5°	1996.7	1330.8	71.3	37.6	21.2	15.6	10.7	8.0	6.4	5.5	5.3
60°	2195.2	1450.2	64.1	30.2	17.3	12.3	8.4	6.2	5.1	4.1	4.1
62.5°	2407.7	1542.6	54.2	23.6	14.2	9.4	6.8	5.6	4.1	3.5	3.3
65°	2632.9	1611.1	42.5	18.3	11.1	7.0	5.6	5.8	3.3	2.5	2.3
67.5°	2799.3	1597.5	31.4	14.4	8.6	5.5	5.5	6.2	2.9	1.9	1.8
69°	2762.7	1486.6	26.3	12.5	7.4	4.7	5.1	6.2	2.7	1.8	1.6
70°	2656.5	1363.9	23.2	11.1	6.6	4.3	4.9	6.0	2.5	1.8	1.6
72.5°	2212.3	1027.3	18.1	8.4	5.3	3.5	4.1	5.3	2.5	1.8	1.4
75°	1664.1	657.5	13.8	6.0	3.9	2.7	3.1	3.9	2.5	1.6	1.4
77.5°	905.5	237.1	9.9	4.1	2.7	2.1	2.1	2.9	2.3	1.2	0.8
80°	232.8	59.6	6.2	2.7	2.1	1.6	1.4	1.9	1.4	0.2	0.0
82.5°	57.5	13.4	3.3	1.9	1.6	0.6	0.6	1.0	0.6	0.0	0.0
85°	31.6	6.6	2.1	1.4	0.8	0.0	0.0	0.2	0.0	0.0	0.0
87.5°	16.2	1.9	0.6	0.4	0.2	0.0	0.0	0.0	0.0	0.0	0.0
90°	0.0	0.0	0.0	0.0	0.0	0.0	0.0	0.0	0.0	0.0	0.0

Signify Classified - Internal
Cooper Lighting Solutions Photometric Lab
1121 Highway 74 South
Peachtree City, GA 30269

Scaled Data Report



Report Generated By 670245982

Signify Classified - Internal
Cooper Lighting Solutions Photometric Lab
1121 Highway 74 South
Peachtree City, GA 30269

Scaled Data Report



Signify Classified - Internal
Cooper Lighting Solutions Photometric Lab
1121 Highway 74 South
Peachtree City, GA 30269

Scaled Data Report



Signify Classified - Internal
Cooper Lighting Solutions Photometric Lab
1121 Highway 74 South
Peachtree City, GA 30269

Scaled Data Report



Signify Classified - Internal
Cooper Lighting Solutions Photometric Lab
1121 Highway 74 South
Peachtree City, GA 30269

Scaled Data Report



--- HS — SS

Signify Classified - Internal
Cooper Lighting Solutions Photometric Lab
1121 Highway 74 South
Peachtree City, GA 30269

Scaled Data Report



u

Signify Classified - Internal
Cooper Lighting Solutions Photometric Lab
1121 Highway 74 South
Peachtree City, GA 30269

Scaled Data Report



Signify Classified - Internal
Cooper Lighting Solutions Photometric Lab
1121 Highway 74 South
Peachtree City, GA 30269

Scaled Data Report



(END OF REPORT)